



Details of Capital evolution of Orchid Pharma Limited ('Transferee Company'):


Date of Issue	Number of Equity Shares allotted	Issue/Offer price per Equity Share (₹)	Type of Issue (IPO/FPO/Preferential Issue/Scheme/Bonus/Rights etc.)	Cumulative number of Equity Shares	Whether listed, if not listed give reason thereof
July 13, 1992	70	10	Subscription to MoA	70	No
November 26, 1992	249,930	10	Issued on private placement basis	250,000	No
February 27, 1993	1,451,800	10	Issued on private placement basis	1,701,800	No
November 04, 1993	1,798,200	10	Issued on private placement basis	3,500,000	No
November 08, 1993	2,500,000	10.00	Initial public offering	6,000,000	Yes
July 18, 1994	350,000	140.00	Issued on private placement basis	6,350,000	Yes
July 18, 1994	1,00,000	120.00	Issued on private placement basis	64,50,000	Yes
July 18, 1994	100,000	145.00	Issued on private placement basis	6,550,000	Yes
July 18, 1994	350,000	141.00	Issued on private placement basis	6,900,000	Yes
July 18, 1994	300,000	135.00	Issued on private placement basis	7,200,000	Yes
November 01, 1994	200,000	200.00	Issued to foreign institutional investors on private placement basis	7,400,000	Yes
November 01, 1994	50,000	190.00	Issued to foreign institutional investors on private placement basis	7,450,000	Yes
November 03, 1994	1,000,000	87.70	Pursuant to conversion of warrants	8,450,000	Yes
November 03, 1994	160,000	175.00	Issued on private placement basis	8,610,000	Yes



Date of Issue	Number of Equity Shares allotted	Issue/Offer price per Equity Share (₹)	Type of Issue (IPO/FPO/Preferential Issue/Scheme/Bonus/Rights etc.)	Cumulative number of Equity Shares	Whether listed, if not listed give reason thereof
November 03, 1994	25,000	170.00	Issued on private placement basis	86,35,000	Yes
November 03, 1994	38,000	40.00	Issued on private placement basis	8,673,000	Yes
April 21, 1995	8,673,000	40.00	Rights issue in the ratio of one Equity Share for every one Equity Share held by existing Shareholders	17,346,000	Yes
December 09, 1999	10,653,192	154.27	Issued to companies on private placement basis	27,999,192	Yes
November 21, 2002	4,382,727	220.00	Allotment pursuant to conversion of unsecured FCCBs	32,381,919	Yes
March 01, 2005	1,750,000	212.18	Allotment pursuant to conversion of warrants	34,131,919	Yes
April 27, 2005	8,250	243.35	Allotment pursuant to exercise of ESOP Scheme 1999	34,140,169	Yes
April 27, 2005	3,550	252.00	Allotment pursuant to exercise of ESOP Scheme 1999	34,143,719	Yes
August 02, 2005	44,320	243.35	Allotment pursuant to exercise of ESOP Scheme 1999	34,188,039	Yes
August 02, 2005	15,165	252.00	Allotment pursuant to exercise of ESOP Scheme 1999	34,203,204	Yes
August 02, 2005	180,000	212.18	Allotment pursuant to conversion of warrants	34,383,204	Yes
August 31, 2005	185,084	243.35	Allotment pursuant to exercise of ESOP Scheme 1999	34,568,288	Yes
August 31, 2005	115,592	252.00	Allotment pursuant to exercise of ESOP Scheme 1999	34,683,880	Yes




Date of Issue	Number of Equity Shares allotted	Issue/Offer price per Equity Share (₹)	Type of Issue (IPO/FPO/Preferential Issue/Scheme/Bonus/Rights etc.)	Cumulative number of Equity Shares	Whether listed, if not listed give reason thereof
August 31, 2005	70,000	339.41	Allotment pursuant to conversion of warrants	34,753,880	Yes
September 21, 2005	17,376,940	-	Bonus issue in the proportion of one Equity Share for every two Equity Shares held as on the record date being September 17, 2005	52,130,820	Yes
October 13, 2005	105,000	141.46	Allotment pursuant to conversion of warrant	52,235,820	Yes
November 02, 2005	8,650,000	195.04	Allotment pursuant to conversion of GDRs	60,885,820	Yes
November 29, 2005	600,000	195.04	Allotment pursuant to conversion of GDRs	61,485,820	Yes
December 23, 2005	19,424	162.24	Allotment pursuant to exercise of ESOP Scheme 1999	61,505,244	Yes
December 23, 2005	225	168.00	Allotment pursuant to exercise of ESOP Scheme 1999	61,505,469	Yes
March 01, 2006	184,330	243.80	Allotment pursuant to conversion of zero coupon FCCBs	61,689,799	Yes
March 07, 2006	460,827	243.80	Allotment pursuant to conversion of zero coupon FCCBs	62,150,626	Yes
March 20, 2006	1,751,146	243.80	Allotment pursuant to conversion of zero coupon FCCBs	63,901,772	Yes
March 20, 2006	50,000	226.28	Allotment pursuant to conversion of warrant	63,951,772	Yes
March 31, 2006	652,531	243.80	Allotment pursuant to conversion of zero coupon FCCBs	64,604,303	Yes




Date of Issue	Number of Equity Shares allotted	Issue/Offer price per Equity Share (₹)	Type of Issue (IPO/FPO/Preferential Issue/Scheme/Bonus/Rights etc.)	Cumulative number of Equity Shares	Whether listed, if not listed give reason thereof
March 31, 2006	6,720	162.24	Allotment pursuant to exercise of ESOP Scheme 1999	64,611,023	Yes
March 31, 2006	7,159	168.00	Allotment pursuant to exercise of ESOP Scheme 1999	64,618,182	Yes
April 18, 2006	414,744	243.80	Allotment pursuant to conversion of FCCBs	65,032,926	Yes
April 28, 2006	737,325	243.80	Allotment pursuant to conversion of FCCBs	65,770,251	Yes
April 28, 2006	2,250	162.24	Allotment pursuant to exercise of ESOP Scheme 1999	65,772,501	Yes
April 28, 2006	1,225	168.00	Allotment pursuant to exercise of ESOP Scheme 1999	65,773,726	Yes
May 31, 2006	35,000	226.28	Allotment pursuant to conversion of warrants	65,808,726	Yes
May 31, 2006	600	162.24	Allotment pursuant to exercise of ESOP Scheme 1999	65,809,326	Yes
May 31, 2006	1,177	168.00	Allotment pursuant to exercise of ESOP Scheme 1999	65,810,503	Yes
May 31, 2006	1,238	200.44	Allotment pursuant to exercise of ESOP Scheme 1999	65,811,741	Yes
October 19, 2006	4,000	200.44	Allotment pursuant to exercise of ESOP Scheme 1999	65,815,741	Yes
January 19, 2007	550	168.00	Allotment pursuant to exercise of ESOP Scheme 1999	65,816,291	Yes
May 03, 2007	375	162.24	Allotment pursuant to exercise of ESOP Scheme 1999	65,816,666	Yes


[Handwritten Signature]



Date of Issue	Number of Equity Shares allotted	Issue/Offer price per Equity Share (₹)	Type of Issue (IPO/FPO/Preferential Issue/Scheme/Bonus/Rights etc.)	Cumulative number of Equity Shares	Whether listed, if not listed give reason thereof
May 03, 2007	210	168.00	Allotment pursuant to exercise of ESOP Scheme 1999	65,816,876	Yes
May 03, 2007	5,500	200.44	Allotment pursuant to exercise of ESOP Scheme 1999	65,822,376	Yes
July 17, 2007	5,650	200.44	Allotment pursuant to exercise of ESOP Scheme 1999	65,828,026	Yes
October 18, 2007	6,000	200.44	Allotment pursuant to exercise of ESOP Scheme 1999	65,834,026	Yes
December 20, 2007	3,000	200.44	Allotment pursuant to exercise of ESOP Scheme 1999	65,837,026	Yes
January 17, 2008	12,750	200.44	Allotment pursuant to exercise of ESOP Scheme 1999	65,849,776	Yes
January 17, 2008	1,000	193.25	Allotment pursuant to exercise of ESOP Scheme 2005	65,850,776	Yes
April 26, 2008	7,400	200.44	Allotment pursuant to exercise of ESOP Scheme 1999	65,858,176	Yes
April 26, 2008	1900	193.25	Allotment pursuant to exercise of ESOP Scheme 2005	65,860,076	Yes
April 26, 2008	125	193.25	Allotment pursuant to exercise of ESOP Scheme 1999	65,860,201	Yes
May 29, 2008	16,150	200.44	Allotment pursuant to exercise of ESOP Scheme 1999	65,876,351	Yes
May 29, 2008	200	193.25	Allotment pursuant to exercise of ESOP Scheme 2005	65,876,551	Yes



Date of Issue	Number of Equity Shares allotted	Issue/Offer price per Equity Share (₹)	Type of Issue (IPO/FPO/Preferential Issue/Scheme/Bonus/Rights etc.)	Cumulative number of Equity Shares	Whether listed, if not listed give reason thereof
May 29, 2008	25	193.25	Allotment pursuant to exercise of ESOP Scheme 1999	65,876,576	Yes
August 13, 2008	381,000	202.58	Allotment pursuant to conversion of warrants	66,257,576	Yes
August 13, 2008	3,000	200.44	Allotment pursuant to exercise of ESOP Scheme 1999	66,260,576	Yes
August 13, 2008	1,000	193.25	Allotment pursuant to exercise of ESOP Scheme 2005	66,261,576	Yes
August 29, 2008	4,179,000	202.58	Allotment pursuant to conversion of warrants	70,440,576	Yes
August 29, 2008	1,500	193.25	Allotment pursuant to exercise of ESOP Scheme 2005	70,442,076	Yes
May 17, 2012	10,000	166.15	Allotment pursuant to exercise of ESOP Scheme 2010	70,452,076	Yes
December 22, 2014	14,809,801	49.79	Allotment to promoters on preferential basis as per corporate debt restructuring programme **	85,261,877	Yes
October 09, 2015	3,702,450	49.79	Allotment to promoters on preferential basis as per corporate debt restructuring programme	88,964,327	Yes
March 30, 2020	408,164	10	Reduction and Consolidation of share capital as per approved resolution plan	408,164	Yes
March 30, 2020	408,164	10	Allotment on preferential basis to eligible secured financial creditors pursuant to conversion (part	816,328	Yes

Date of Issue	Number of Equity Shares allotted	Issue/Offer price per Equity Share (₹)	Type of Issue (IPO/FPO/Preferential Issue/Scheme/Bonus/Rights etc.)	Cumulative number of Equity Shares	Whether listed, if not listed give reason thereof
			conversion and settlement) of loan into equity		
March 31, 2020	39,990,072	10	Allotment to DLL pursuant to equity infusion as per Resolution Plan on private placement basis	40,806,400	Yes
March 31, 2020	10,000	10	Allotment to DLL# (sole shareholder of DPPL) pursuant to Resolution Plan	40,816,400	Yes
June 27, 2023	9,902,705	403.93	Allotment to Qualified Institutional Buyers on Qualified Institutional Placement basis	50,719,105	Yes
			Total:	50,719,105	

For Orchid Pharma Limited


Kapil Dayya

Company Secretary & Compliance Officer





DHANUKA Laboratories Ltd.

CIN No.: U24100TN1993PLC149053

Unit-I: 7th Km. Old Manesar Road, Village Mohammedpur, Gurugram - 122004 Haryana, (INDIA)

Phone : +91 124 4848900 Fax: +91 124 4848999 Email: dll@dhanuka.com Website: www.dhanukalab.com

Unit-II: Plot No. SP4-4, RIICO Industrial Area, Keshwana Rajput, Kotputli, Shahpura, Distt. Jaipur-303108 (Rajasthan) INDIA

Details of Capital evolution of Dhanuka Laboratories Limited ('Amalgamating Company'):

Date of Issue	No. of shares issued	Issue Price (Rs.)	Type of Issue (IPO/FPO/ Preferential Issue/ Scheme/ Bonus/ Rights, etc.)	Cumulative capital (No of shares)	Whether listed, if not listed, give reasons thereof
15.02.1993	30	100	Through Incorporation	30	No, since inception the Amalgamating Company was an Unlisted Public Company.
30.03.1996	15390	100	Preferential Issue	15420	
25.09.1997	39580	100	Preferential Issue	55000	
18.10.1999	55000	100	Right Issue	110000	
31.10.2000	50000	100	Right Issue	160000	
05.09.2002	39000	100	Bonus issue	199000	
31.03.2003	40000	100	Right Issue	239000	
01.03.2005	200000	100	Right Issue	439000	
15.03.2010	60000	100	Right Issue	499000	
28.03.2013	300000	100	Preferential allotment	799000	
31.03.2015	(195050)	100	Buyback	603950	
26.02.2016	400010	100	Right Issue	1003960	
23.03.2019	110700	1355	Right Issue	1114660	
27.03.2020	270000	1482	Right Issue	1384660	

For Dhanuka Laboratories Limited

Preeti

Preeti

Company Secretary

